



SOL Data Review

September 14, 2023



Purpose

- Review SOL achievement and accreditation data



Mission

Working together as a team, we will end the predictive value of race, class, gender, and special capacities for our children's success through high quality teaching and learning for all. We seek to build relationships with families and communities to ensure that every student succeeds. We will know every student.



Mission

Working together as a team, we will end the predictive value of race, class, gender, and special capacities for our children's success through high quality teaching and learning for all. We seek to build relationships with families and communities to ensure that every student succeeds. We will know every student.

Assessments vs. Accreditation

- Assessments--**Unadjusted SOL pass rates**. Percentage of students who scored a 400 or above on an SOL test in the Spring of 2023.
- Accreditation--**SOL test pass rates adjusted for growth**. provides equal credit for students who pass tests and for non-passing students who show growth.
- Data is publicly available on the [Virginia School Quality Profile](#) website

Albemarle County Public Schools

GENERAL SCHOOL INFORMATION

Division: Albemarle County Public Schools

Division Number: 2

Address: 401 McIntire Road Charlottesville, VA 22902-4596

Superintendent: Dr. Matthew S. Haas

Region: 5

[Division Website](#)

[Schools in this Division](#)

Map results may not reflect school division or attendance zone boundaries.



Accreditation

Assessments

Enrollment

College & Career Readiness

Finance

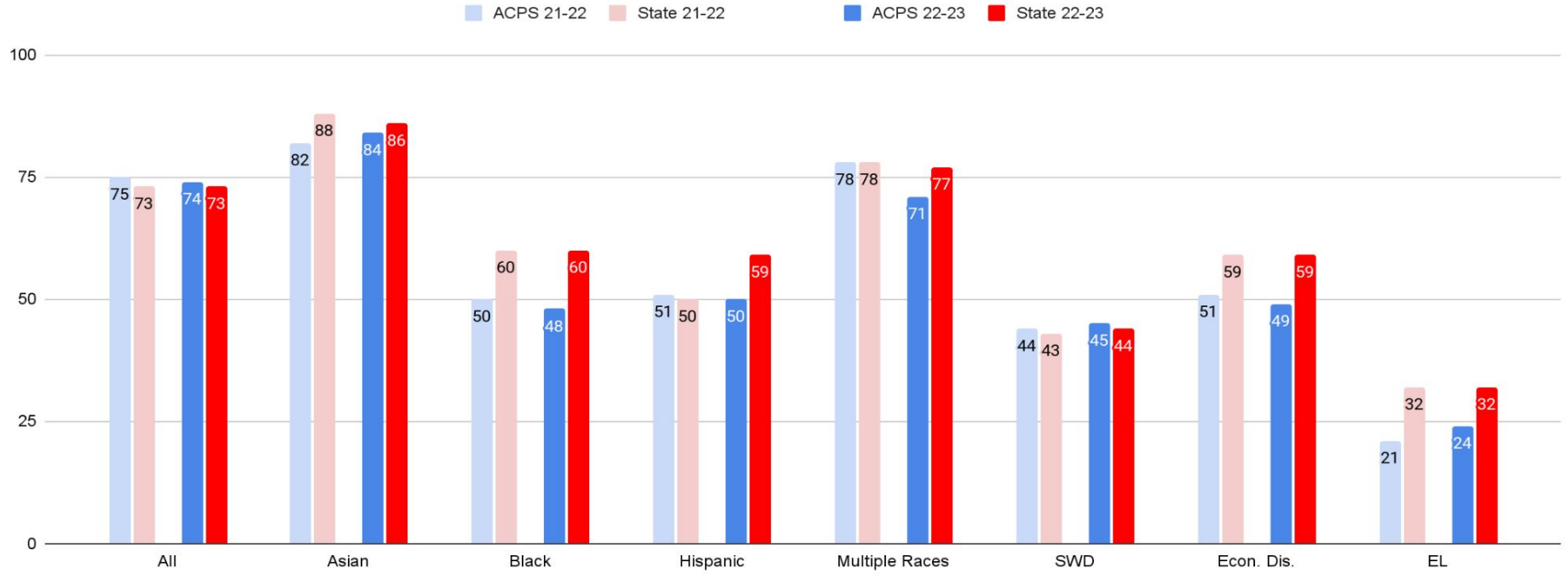
Learning Climate

Teacher Quality

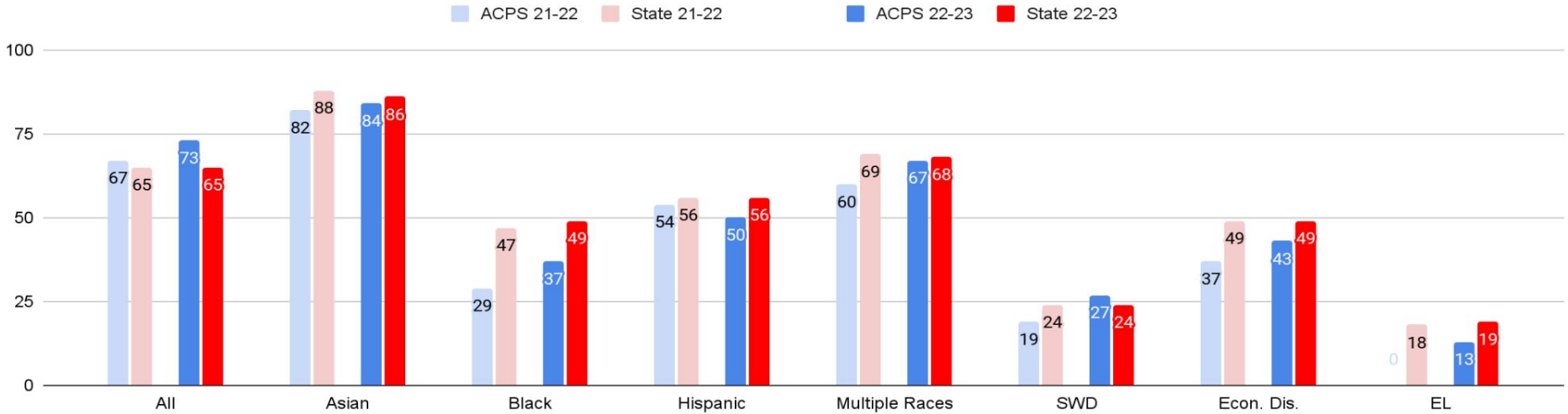
ESSA

School Readiness

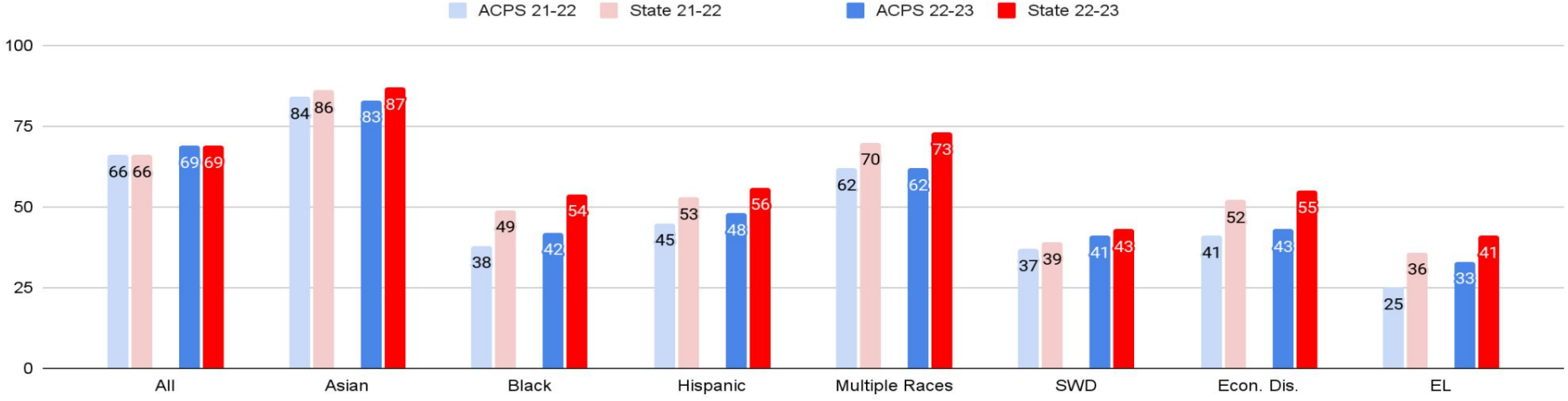
Reading Trends 21-22 vs. 22-23



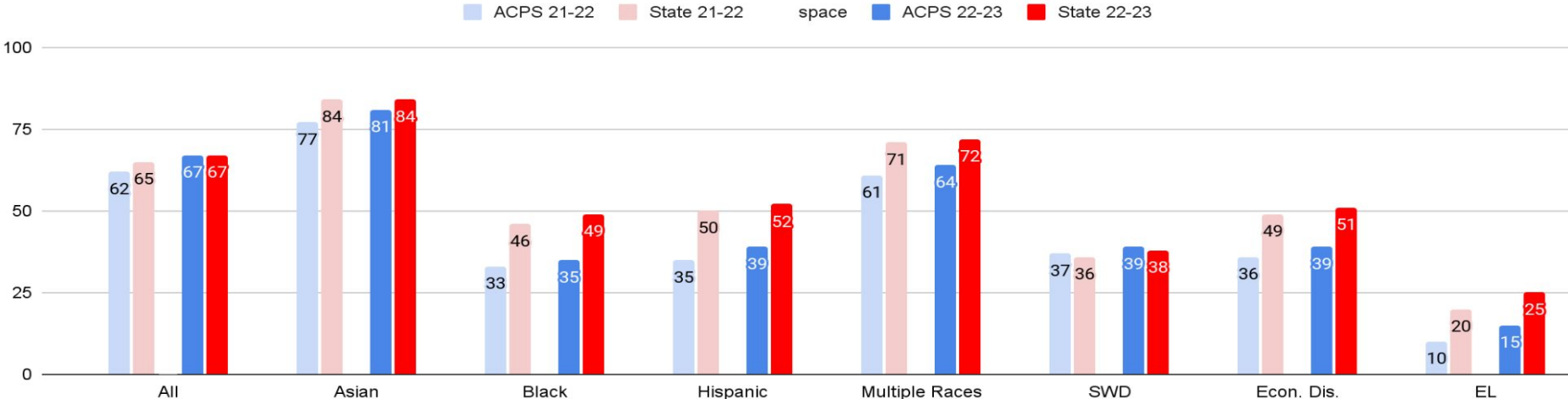
Writing Trends 21-22 vs. 22-23



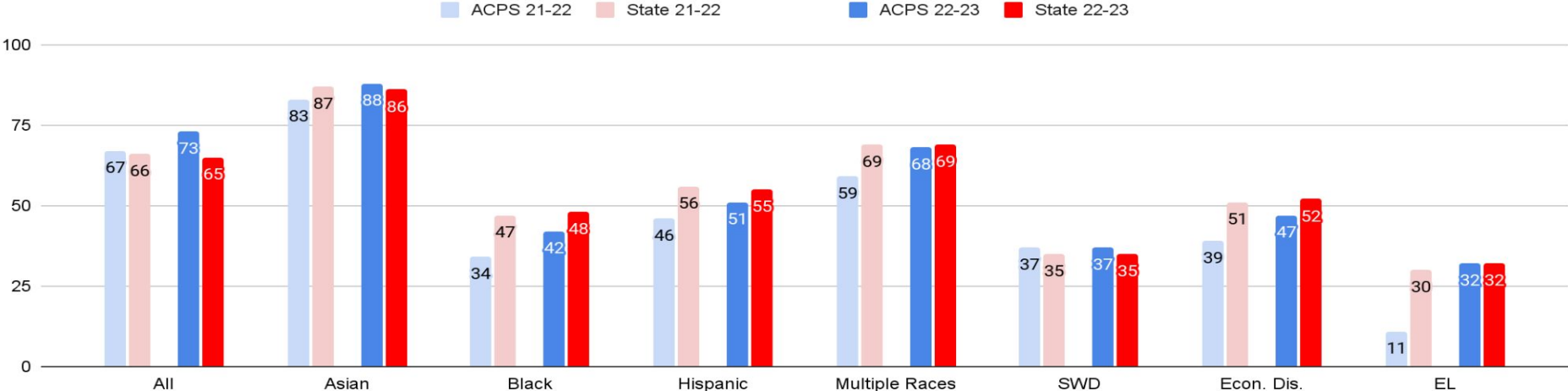
Math Trends 21-22 vs. 22-23



Science Trends 21-22 vs. 22-23



History Trends 21-22 vs. 22-23



Summary


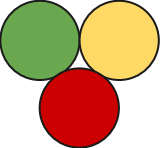
- Improvement in 30 categories
- Flat in 2 categories
- Decline in 8 categories
- Lower results than State in most categories



School Accreditation Ratings

School Quality Indicator	Final Performance Level
Academic Achievement--English	All Schools
Achievement Gap--English	All Schools
Academic Achievement--Math	All Schools
Achievement Gap--Math	All Schools
Academic Achievement--Science	All Schools
Chronic Absenteeism	All Schools (Waived this year)
Graduation and Completion Index	High Schools Only
Dropout Rate	High Schools Only
College, Career and Civic Readiness Index	High School Only (Begin 22-23)

School Accreditation Ratings

ACCREDITED	Schools with all school-quality indicators at either Level One or Level Two	
ACCREDITED WITH CONDITIONS	Schools with one or more school-quality indicators at Level Three	
THREE-YEAR ACCREDITATION WAIVER	Schools that meet all state benchmarks for three consecutive years are rated “Accredited” for the next three year period	

Our Progress

22-23 Accreditation
Year

Accredited



Accredited with
Conditions



Greer, Mountain View,
Red Hill, Woodbrook

Our Progress

22-23 Accreditation
Year

Accredited



Accredited with
Conditions



Greer, Mountain View,
Red Hill, Woodbrook

Our Progress

22-23 Accreditation
Year

Accredited



Accredited with
Conditions



Greer, Mountain View,
Red Hill, Woodbrook

23-24 Accreditation
Year--Anticipated

Accredited



Accredited with
Conditions



Greer, Red Hill, Woodbrook

Our Progress

22-23 Accreditation
Year

Accredited



Accredited with
Conditions



Greer, Mountain View,
Red Hill, Woodbrook

23-24 Accreditation
Year--Anticipated

Accredited



Accredited with
Conditions



Greer, Red Hill, Woodbrook

Summary

- Increase in accredited schools
- Decrease in schools accredited via waivers

What we are doing to improve

Virginia Literacy Act

- Reading Specialists/Interventionists--one at each school, up to six at our Title I schools
 - 15 teachers in VCU reading specialist cohort
- UFLI--Supplementing being a reader with phonics instruction

All In Virginia

- Accelerate learning loss recovery through a focus on
 - Literacy
 - Learning
 - Attendance

What we are doing to improve

Implementation of the Bellwether Recommendations

- Increasing frequency and utility of formative assessments
 - Curriculum and pacing guides
- Adopting K-5 ELA, secondary math and Algebra I curricula
- Revamp the classroom learning walk tool
 - Leverage instructional learning walks to identify where teachers need the most support
- Develop a theory of change
- Reimagining the instructional coaching model
- Deepening engagement and supports for families

What we are doing to improve

Accelerate Schools

- Additional supports for our most challenged schools
 - Agnor-Hurt, Greer, Journey, Mountain View, Red Hill, Woodbrook
- Strong focus on professional development
- Additional staffing
 - Data coaches, check and connect,
- Progress monitoring tools

Virginia School Quality Profiles

- Data is publicly available on the [Virginia School Quality Profile](#) website
- 2022-2023 accreditation data is scheduled to be published on 9/22/22

Albemarle County Public Schools

GENERAL SCHOOL INFORMATION

Division: Albemarle County Public Schools

Division Number: 2

Address: 401 McIntire Road Charlottesville, VA 22902-4596

Superintendent: Dr. Matthew S. Haas

Region: 5

[Division Website](#)

[Schools in this Division](#)

Map results may not reflect school division or attendance zone boundaries.



PRINT REPORT

Accreditation

Assessments

Enrollment

College & Career Readiness

Finance

Learning Climate

Teacher Quality

ESSA

School Readiness



Purpose

- Review SOL achievement and accreditation data