





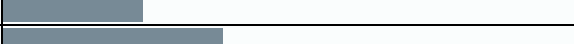





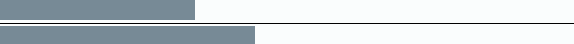








Stage III Staff Feedback – Licensed Staff

Are you working in-person in your building/department?			
Responses	Responses	%	Percentage of total respondents
No	689	55.6%	
Sometimes	293	23.6%	
Yes	258	20.8%	
Total Responses	1,240		

The health and safety protocols in place in my workplace are adequate for keeping me safe.				
Answer	Responses	Value	%	Percentage of total respondents
1 - Strongly disagree	7	1	1.3%	
2	35	2	6.4%	
3 - Neutral	136	3	24.7%	
4	214	4	38.8%	
5 - Strongly agree	159	5	28.9%	
Weighted Score : 3.88				

How effective do you feel you are with the virtual experience so far?				
Answer	Responses	Value	%	Percentage of total respondents
1 - Not effective	11	1	0.9%	
2	75	2	6.0%	
3 - Somewhat Effective	434	3	35.0%	
4	567	4	45.7%	
5 - Highly effective	153	5	12.3%	
Weighted Score : 3.63				

Is your level of effectiveness with the virtual experience progressing?			
Responses	Responses	%	Percentage of total respondents
No	53	4.3%	
Yes	1,187	95.7%	
Total Responses	1,240		




How comfortable are you with the virtual experience so far?				
Answer	Responses	Value	%	Percentage of total respondents
1 - Not comfortable	7	1	0.6%	
2	65	2	5.2%	
3 - Somewhat comfortable	325	3	26.2%	
4	545	4	44.0%	
5 - Very comfortable	298	5	24.0%	
Weighted Score : 3.86				

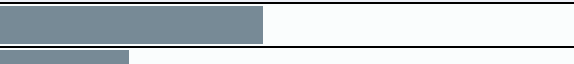


To what extent are students meeting your learning goals in a virtual learning environment?				
Answer	Responses	Value	%	Percentage of total respondents
1 - Not at all	8	1	0.6%	
2	92	2	7.4%	
3 - Somewhat	423	3	34.1%	
4	506	4	40.8%	
5 - Completely	95	5	7.7%	
N/A	116	NULL	9.4%	
Weighted Score : 3.52				




How well do you know your kids compared to this time last year?				
Answer	Responses	Value	%	Percentage of total respondents
1 - Less well	159	1	12.8%	
2	361	2	29.1%	
3 - About the same	327	3	26.4%	
4	161	4	13.0%	
5 - Better	95	5	7.7%	
N/A - Not Applicable	137	NULL	11.0%	
Weighted Score : 2.70				






Support for Virtual Instruction/Learning					
		I am able to access support for online learning from the following sources:		I have accessed the following supports:	
		Yes	No	Yes	No
(a)	Instructional Coach	[1182] 95.3%	[62] 5.0%	[576] 46.5%	[667] 53.8%
(b)	LTI	[1189] 95.9%	[57] 4.6%	[964] 77.7%	[278] 22.4%
(c)	School Administrator	[1205] 97.2%	[40] 3.2%	[1026] 82.7%	[219] 17.7%
(d)	PLC Partners	[1211] 97.7%	[31] 2.5%	[1170] 94.4%	[71] 5.7%
(e)	Help Desk	[1190] 96.0%	[54] 4.4%	[791] 63.8%	[456] 36.8%
Multiple answers per participant possible. Percentages added may exceed 100 since a participant may select more than one answer for this question.					




Based on your observations, (None, Some, Most, All) of your students appear to have:						
	None	Some	Most	All	Not Sure/Not Applicable	Total
(a) a dedicated space to work	[2] 0.2%	[335] 27.0%	[677] 54.6%	[114] 9.2%	[112] 9.0%	1240
(b) the ability to complete work outside class time	[10] 0.8%	[364] 29.4%	[648] 52.3%	[118] 9.5%	[100] 8.1%	1240
(c) the ability to stay focused during virtual instruction	[6] 0.5%	[479] 38.6%	[625] 50.4%	[51] 4.1%	[79] 6.4%	1240
(d) the ability to ask me for help	[9] 0.7%	[248] 20.0%	[531] 42.8%	[391] 31.5%	[61] 4.9%	1240
(e) the ability to ask others for help	[35] 2.8%	[451] 36.4%	[469] 37.8%	[158] 12.7%	[127] 10.2%	1240
(f) maintained connections with other students	[47] 3.8%	[578] 46.6%	[394] 31.8%	[70] 5.6%	[151] 12.2%	1240
(g) an adequate internet connection	[0] 0%	[244] 19.7%	[818] 66.0%	[127] 10.2%	[51] 4.1%	1240
(h) an understanding of how to use technology tools	[11] 0.9%	[324] 26.1%	[743] 59.9%	[111] 9.0%	[51] 4.1%	1240






In your professional opinion, what is the best learning environment for students in your grade level(s) as we enter the second marking period given the current state of the COVID-19 pandemic?			
Responses	Responses	%	Percentage of total respondents
Hybrid (a combination of virtual and in-person learning)	405	32.7%	
Virtual	835	67.3%	
Total Responses	1,240		

Should ACPS consider bringing additional grade levels of students back to school for face-to-face learning in stage 3? (Note: Current planning for Stage 3 includes bringing Pre-K through Grade 3 back for hybrid instruction).			
Responses	Responses	%	Percentage of total respondents
No	955	77.0%	
Yes	285	23.0%	
Total Responses	1,240		

When licensed staff are required to work in-person, will you request accommodations to work remotely?			
Responses	Responses	%	Percentage of total respondents
No	769	62.0%	
Yes	471	38.0%	
Total Responses	1,240		

What would be your reason for requesting an accommodation?			
Responses	Responses	%	Percentage of total respondents
Health-related	256	54.4%	
Childcare-related	62	13.2%	
Prefer not to say	57	12.1%	
Other (Please specify)	96	20.4%	
Total Responses	471		

When licensed staff are required to work in-person, will you request a leave of absence?			
Responses	Responses	%	Percentage of total respondents
No	1,103	89.0%	
Yes	137	11.0%	
Total Responses	1,240		

What would be your reason for requesting a leave of absence?			
Responses	Responses	%	Percentage of total respondents
Health-related	75	54.7%	
Childcare-related	16	11.7%	
Prefer not to say	16	11.7%	
Other (Please specify)	30	21.9%	
Total Responses	137		

In which school do you work?	
Responses	Responses
Agnor-Hurt ES	41
Baker-Butler ES	60
Broadus Wood ES	22
Brownsville ES	63
Crozet ES	29
Greer ES	56
Hollymead ES	33
Meriwether Lewis ES	25
Mountain View ES	64
Murray ES	26
Red Hill ES	20
Scottsville ES	22
Stone-Robinson ES	42
Stony Point ES	21
Woodbrook ES	50
Burley MS	58
Henley MS	57
Jouett MS	67
Sutherland MS	52
Walton MS	40
Murray Community Charter	17
Albemarle HS	140
Monticello HS	92
Western Albemarle High School	58
CATEC	13
Other (Please specify)	72
Total Responses	1,240

What is your role?	
Responses	Responses
Administration	49
Counselor	59
Instructional Coach	23
Teacher	1017
Librarian	23
Resource Specialist	69
Total Responses	1,240